


CHS Field Training has three parts for the 2026 season!

Those 3 parts are follows: 1. Creating Legends Orientation (taken after March 1, 2026) 2. Volunteer Policy Acknowledgement Workbook 3. ServSafe Alcohol Certification. NOTE: If you already have a valid ServSafe certificate you will not have to obtain a new one.

Part 1 – Creating Legends Orientation

Go to <https://www.brainshark.com/levy/nonlevyteammembertraining> Fill in your specific information and use CHS FIELD as the location & Achieving Dreams as the Group Name. All other fields will be specific to you!

Guestbook




Click Submit when you have entered the requested information.

First Name *	Last Name *	Email *	Location *
<input type="text" value="John"/>	<input type="text" value="Rock"/>	<input type="text" value="john@achievingdreamsmn.org"/>	<input type="text" value="CHS FIELD"/>


Group/Company *

Remember me

Click Submit.




Volunteer, Subcontractor, Temp
Employee Training
00:14:48

 **Alexa Petricca**
Talent Management &
Development Specialist

COMPLETION CRITERIA: NOT MET

CONTENT

- ▶ 01. Video Training 06:43
- 02. Responsible Alcohol Ser... 07:50
- 03. Acknowledgement of Tr... 00:10
- 04. Thank you! 00:05



Watch the Training Video and Responsible Alcohol Service. This will take about 20 minutes, as you will need to pause the video at several spots to make sure you understand all the points presented in the videos. You will

then need to type your name at the Knowledge Check screen and click the black Submit button.

Levy

Volunteer, Subcontractor, Temp
Employee Training
14m 58s

TT Training Talent

COMPLETION CRITERIA: NOT MET

KNOWLEDGE CHECK

Please acknowledge below by typing your name that you have received and understood the following information:

- Levy Hospitality Standards (G.U.E.S.T. Connect)
- Cut - Resistant Glove Policy
- Slip Resistant Shoe Policy
- Golden Rules of Safety & Sanitation
- Cash Handling Policy
- Liquor Liability
- Health Reporting Agreement
- Fair Treatment Policy
- Sexual Harassment Policy

Type your answer
John Rock

SUBMIT

To get your certificate, you will need to click the orange button (with the ellipsis) in the lower right, hand corner of the screen.

Levy

THANK YOU

You have completed your Levy Creating Legends Orientation. Please download your certificate in the bottom right corner of your screen and forward a copy of your certificate to your supervisor or group lead. A copy will also be emailed to you after you close out of this tab.

Volunteer, Subcontractor, Temp
Employee Training
14m 58s

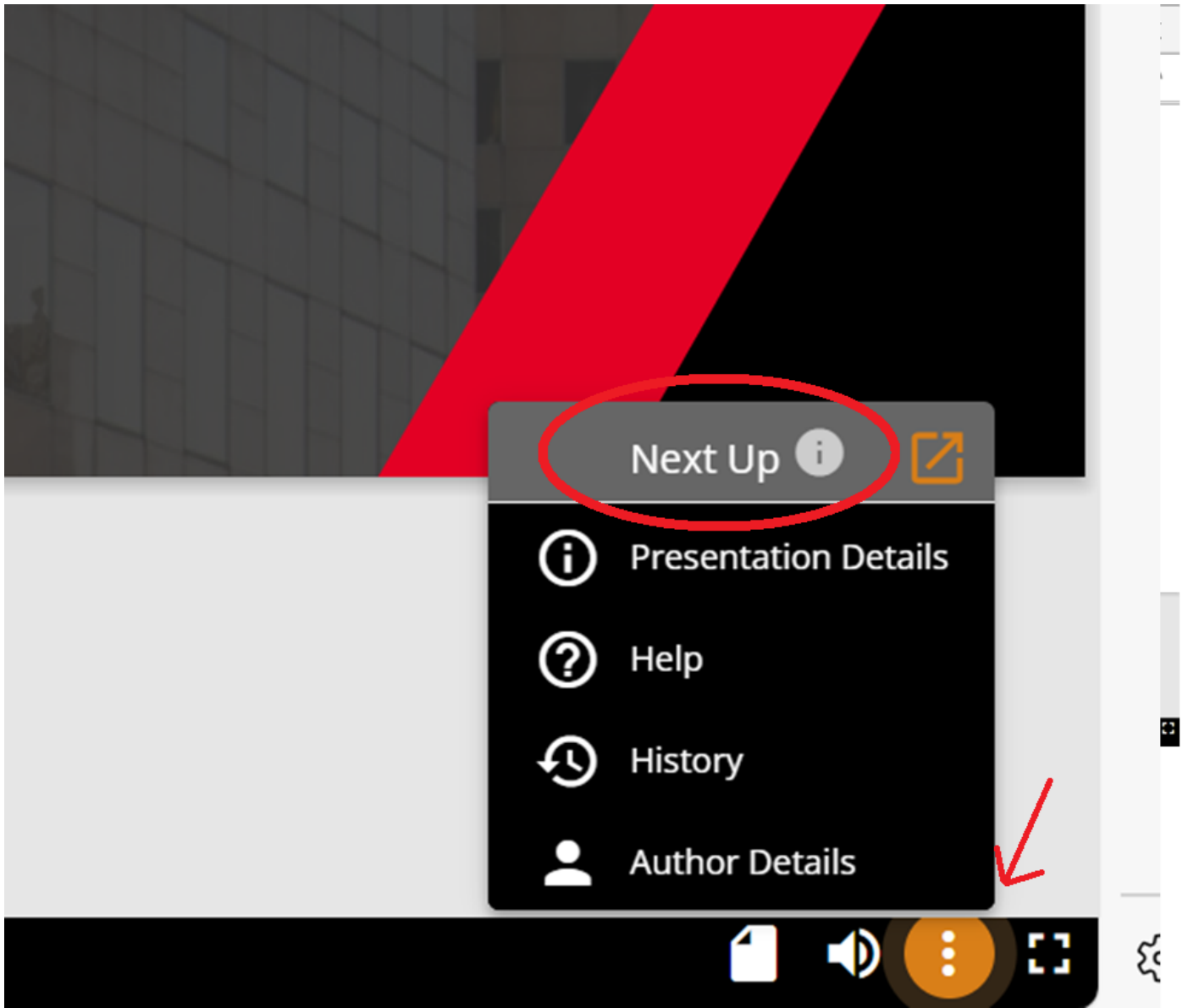
TT Training Talent

COMPLETION CRITERIA: COMPLETED

05. Thank you! 00:05

BRAINSHARK 00:05 / 00:05 5 / 5

After clicking the Orange button, choose "Next Up"



On the next screen, select Print Certificate – which will download copy of the certificate to your device. **Screen shots will not accepted by the venue, it must be a PDF.**

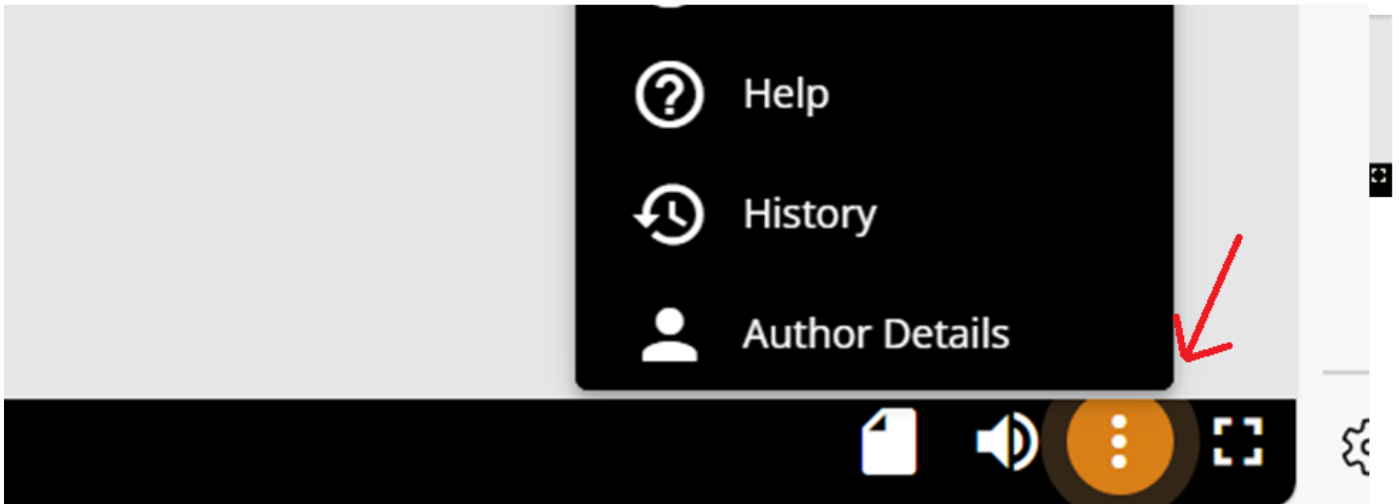
Volunteer, Subcontractor, Temp Employee Training

John Rock
June 25, 2024

	Required	Completed	Status
% Audio Played	95.00%	100%	✔ Complete
% Slides Viewed	95.00%	100%	✔ Complete

Print Page

Print Certificate



IMPORTANT: Submit your PDF using the button found on the training center page, under CHS Field.

Part 2 – Volunteer Policy Acknowledgement Workbook (CHS Field Signing Packet)

Please download and review the [2026 \(Eng\) NPO-Temp-Subcon Workbook](#). After reading the workbook, you must sign the Acknowledgement/Signing Packet. Under the SUBMIT TRAINING DOCUMENTS for CHS Field, click the blue submit button to the right of the CHS Field Signing Packet line. You will receive a copy of your signed document for your reference and Achieving Dreams will receive a copy. You do not need to forward anything. You will be expected to follow all these policies and will lose your opportunity to volunteer at CHS Field if you do not follow these policies.

Part 3 – ServSafe Alcohol Certification

If you need ServSafe certification, please follow the instructions below.

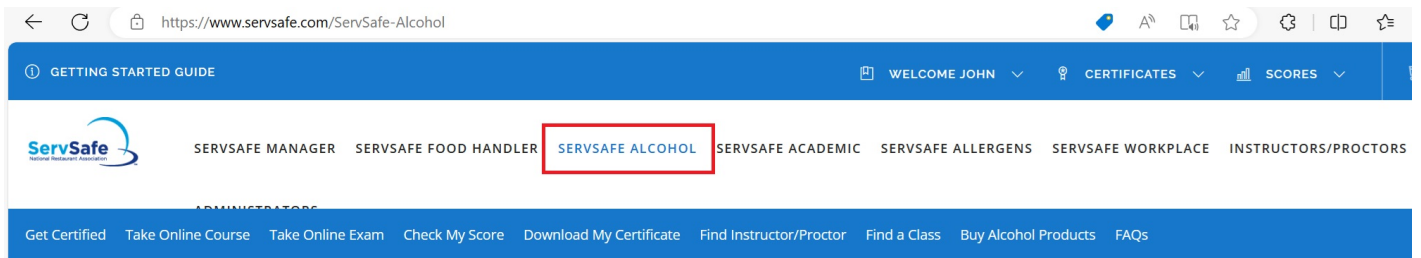
The **ServSafe Alcohol Service Training** is a comprehensive three-hour program required for all volunteers at several of our venues. Additionally, this certification is a mandatory requirement for managers at **Allianz Field**.

ServSafe Alcohol Training Instructions

Every volunteer is responsible for creating their own account and paying for their training directly through ServSafe. At the end of this process, you must download a **PDF** to submit back to us as documentation of your certification.

Steps to Purchase Your Course

1. **Create a Profile:** Visit www.servsafe.com and select “Create Account.”
If you already have a profile, simply log in.
2. **Access Alcohol Section:** After you are logged in, click on **ServSafe Alcohol** on the top navigation bar.



3. **Select Your Location:** Enter **MINNESOTA** for the state and click Submit.



Get Started Now

Alcohol service involves many risks. Prepare yourself to handle these risks with responsible alcohol training from a trusted and experienced source, the National Restaurant Association.

MINNESOTA

SUBMIT

4. **Add to Cart:** Add the **ServSafe Alcohol Online Course and Primary Exam – 3rd Edition** to your cart.



ServSafe Alcohol Online Course and Primary Exam-3rd Edition

NOW IN ENGLISH AND SPANISH! -

SSAOLP₃

\$30.00

[ADD TO CART](#)

5. **Apply Discount (Levy Venues Only):** Click “View Your Cart.” If you are training for a **Levy venue** (Target Center, Grand Casino Arena, or CHS Field), enter **LEVY23** in the coupon code field and click **Apply Coupon**.

Note: This code gives you a 32% discount.

Please Note: This code is exclusively for Levy locations and use is strictly tracked. Unauthorized sharing or use of this code may result in the dismissal of the individual volunteer and their associated non-profit group.

6. **Checkout:** Click **Checkout**, enter your payment information, and select **Continue** to finish your purchase.

Step-by-Step: Completing Your Training

Phase 1: The Online Course

- **Access the Training:** Hover over **ServSafe Alcohol** in the top menu and select “**Take Online Course.**”
- **Start Training:** Locate the ServSafe Alcohol course in your dashboard and click “**Launch.**”
- **Complete Modules:** Finish all training modules to prepare for the final test.

Phase 2: The Final Exam

- **Start the Exam:** Once the course is finished, click on “**Take Online Exam.**”
- **Select Exam Type:** Choose the “**Primary ServSafe Alcohol Exam.**”
- **Begin:** Your exam access code should populate automatically. Click “**Continue**” to start.

After the Exam

- **Results:** You will be notified immediately if you passed or failed.
 - **Get Your Certificate:** After **48 hours**, your certificate will be ready. To download it, go to **Certificates**, then select **View/Print Certificates**. From this screen, save this – it will be in the required PDF format to upload later.
 - **Validity:** Your certification is valid for **three (3) years**.
-

How to Submit Your Certificate

Once you pass the test and download the certificate as a PDF, you must upload it to our system.

1. Go to our **Training Center**.
2. Find the **ServSafe** row and expand it to reveal the **Submit or Update** button.

Training Status
for John Rock

Common Certifications	
TEAM	Valid ▼
ServSafe	Expiring Soon ▲

Expires Feb 08, 2026 UPDATE

This will open a JotForm where you can **Drag and Drop** or browse to your ServSafe Certificate PDF. Click the box acknowledging our standard processing time to reveal the **Submit** button.

ServSafe Alcohol Training Submission

Volunteer Name *


John Rock

ServSafe Certificate Upload *



Browse Files

Drag and drop files here

 servsafe cert.pdf

0.2MB



Your training submission will be reviewed by our training team. This process typically takes up to two business days. You will receive an email notification once the review is complete. To ensure a timely turnaround for everyone, we kindly ask that you refrain from sending status inquiries during this window.

I understand

Submit

You will receive email updates regarding your submission. Once approved, your status will be reflected in the Training Center. If there is a problem with your submission, we will reach out to you.

Once both proofs are submitted, the system will notify training@achievingdreamsmn.org. Watch your email and observe your training status in the Training Center.

[Download Training: CHS Field \(PDF\)](#)